




AC600 Wireless Dual Band PCI Express Adapter


Upgrade Your Desktop with
Advanced AC Wi-Fi




Archer T2E

 200 Mbps on 2.4 GHz
433 Mbps on 5 GHz[†]

 MU-MIMO
Simultaneous data streams[†]


 WPA3
Advanced security[†]

 Low-Profile and Full
Height Brackets

Highlights

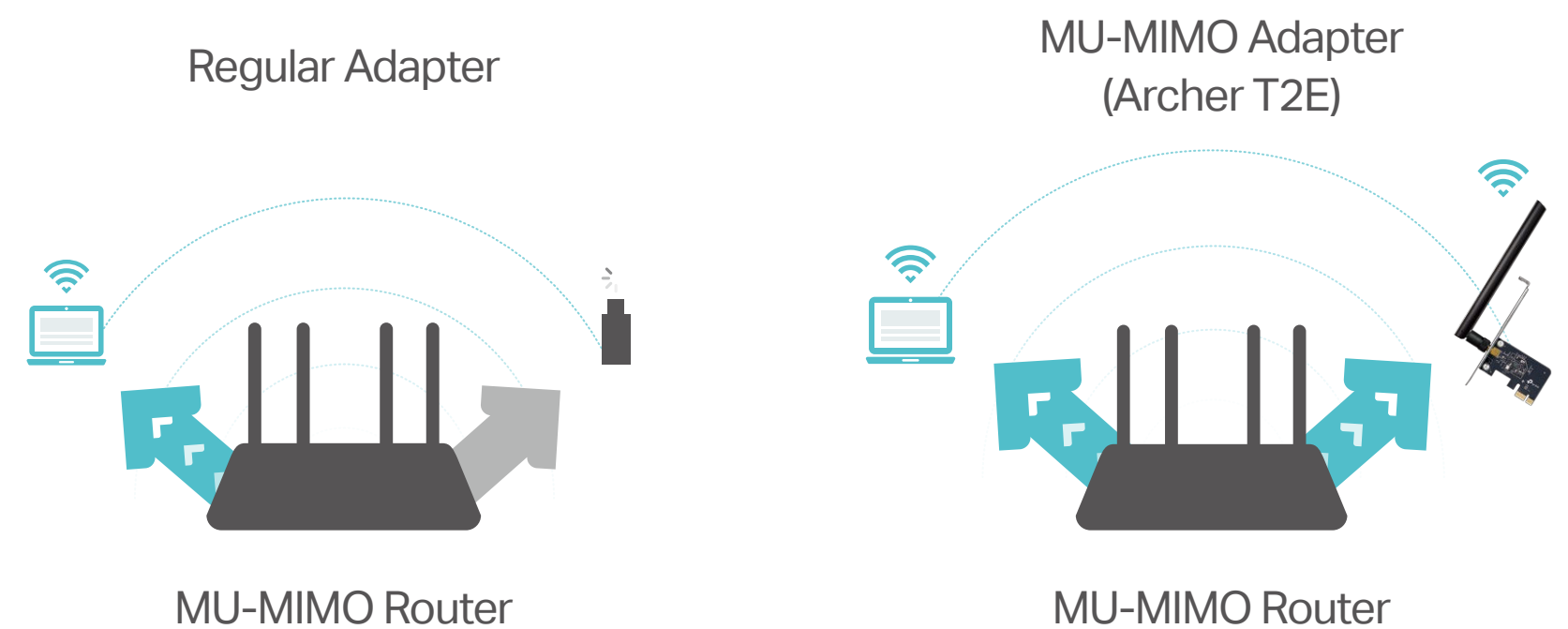
AC600 Dual Band Wi-Fi

Receive Wi-Fi signals on two separate bands for all your online needs. Choose the 2.4 GHz band for browsing, email and social media, or switch to 5 GHz band for gaming and streaming.[†]



MU-MIMO for Higher Efficiency

Works with MU-MIMO routers, which provide simultaneous data streams, boosting throughput and efficiency.[‡]



Highlights

Improved Security with WPA3

The latest Wi-Fi security protocol provides more secure and individualized encryption in personal password safety, protecting your home Wi-Fi from wireless hacking.†



Low-Profile Bracket

Alongside a standard bracket, a low-profile bracket is also provided for mini towers. Customized options let you find a bracket that perfectly fits your board design.



Specifications

WLAN Features

- **Wireless Standards:** IEEE 802.11b/g/n 2.4 GHz, IEEE 802.11a/n/ac 5 GHz
- **Signal Rate:**
 - 5 GHz:
 - 11ac: Up to 433 Mbps(dynamic)
 - 11n: Up to 200 Mbps(dynamic)
 - 11a: Up to 54 Mbps(dynamic)
 - 2.4 GHz:
 - 11n: Up to 200 Mbps(dynamic)
 - 11g: Up to 54 Mbps(dynamic)
 - 11b: Up to 11 Mbps(dynamic)
- **Reception Sensitivity:**
 - 5GHz:
 - 11ac HT80:-59.0dBm
 - 11n HT40:-68.0dBm
 - 11a 54Mbps:-73.0dBm
 - 11a 6Mbps:-90.0dBm
 - 2.4GHz:
 - 11n HT40:-70dBm
 - 11g 54Mbps:-75dBm
 - 11b 11Mbps:-87dBm
- **Transmit Power:**
 - 5GHz:18dBm(FCC)/23dBm(CE)(EIRP)
 - 2.4GHz:18dBm(FCC)/20dBm(CE)(EIRP)
- **Wireless Modes:** Infrastructure mode
- **Wireless Security:** WEP, WPA/WPA2/WPA3, WPA-PSK/WPA2-PSK/WPA3-SAE
- **Modulation Technology:** DBPSK, DQPSK, CCK, OFDM, 16-QAM, 64-QAM, 256-QAM

Specifications

Hardware

- Interface: PCI Express
- Antennas: 1 Detachable External Antenna
- LED: Status
- Dimensions: 4.76 × 3.09 × 0.85 in (120.8 × 78.5 × 21.5 mm)

Others

- Package Contents
 - AC600 Wireless Dual Band PCI Express Adapter Archer T2E
 - Low-Profile Bracket
 - Quick Installation Guide
 - Resource CD
- Certification
 - FCC, CE, RoHS
- System Requirements
 - Windows 10[§]
- Environment
 - Operating Temperature: 0°C~40°C (32°F ~104°F)
 - Operating Humidity: 10%~90% non-condensing
 - Storage Humidity: 5%~90% non-condensing



For more information, please visit

https://www.tp-link.com/products/details/?model=Archer+T2E_V1

or scan the QR code left

© 2021 TP-Link

[†]Maximum wireless signal rates are the physical rates derived from IEEE Standard 802.11 specifications. Actual wireless data throughput and wireless coverage, and quantity of connected devices are not guaranteed and will vary as a result of network conditions, AP limitations, and environmental factors, including building materials, obstacles, volume and density of traffic, and AP location.

[‡]Use of MU-MIMO and WPA3 requires both the AP and system to support the corresponding features.

[§]To ensure compatibility, you may need to update the adapter's drivers after an OS update. You can find our latest drivers in the download center at [tp-link.com/en/download-center](https://www.tp-link.com/en/download-center).